

WordPlay Baton Rouge on the Web

Trey Miller, Thomas Gary, Eric Totte, Bridget Kovacs, Zachary Dever

December 1, 2009

Contents

1	Project Summary	2
1.1	Title	2
1.2	Project	2
1.3	Problem	2
1.4	Impact	2
1.5	Motivation	3
2	Functional Specification	4
3	Auxiliary Software	6
3.1	Development	6
3.2	Normal Use	7
4	Entity-Relationship Diagram	8
5	Website Structure	9
6	Testing	11
7	Tutorials	12
7.1	Creating a new Page	12
7.2	Creating a new User	12
7.3	Adding a Slide show to a Page	13
7.4	Adding a Video to a Page	13
7.5	Creating an Event on the Calendar	13
8	Meeting Agendas	14
8.1	September 11, 2009	15
8.2	September 13, 2009	16
8.3	September 14, 2009	17
8.4	September 18, 2009	18
8.5	September 20, 2009	19
8.6	September 23, 2009	20
8.7	September 27, 2009	22
8.8	October 4, 2009	23
8.9	October 7, 2009	24
8.10	October 11, 2009	26
8.11	October 21, 2009	27
8.12	November 8, 2009	28
8.13	November 19, 2009	29
8.14	November 20, 2009	30
8.15	November 29, 2009	31
9	Final Presentation Slides	32

Chapter 1

Project Summary

1.1 Title

WordPlay Baton Rouge on the Web

1.2 Project

WordPlay Baton Rouge on the Web has two main goals: to give the organization an internet presence to inform people about WordPlay and to provide an online community to WordPlay members to display their work to their peers and receive feedback. The site will develop into a place for the users to display their work in a positive environment, allowing members to interact outside of WordPlay events. The information on the website will be maintained by the kids involved with WordPlay, so a simple user interface is required. We have chosen WordPress, a powerful and flexible open source platform which is simple enough for the kids to learn and use. There will be an Admin account to police content generated by the users to keep a positive atmosphere for the children to interact in. The site will also let WordPlay have a place to let people know about what happens at their events by posting videos and pictures of performances as well as announcements of future events.

1.3 Problem

Right now, for members to participate in WordPlay, a group of people need to get together at a specified date and time. Right now they are using a service which requires payment to add needed features such as multimedia and scripting. Because WPBR is a nonprofit organization, paying extra for these services through their current service is not really an option. Additionally, the technical skills needed to set these up in a user-friendly manner may provide additional limitations.

1.4 Impact

Our project will mostly impact the children in WordPlay by allowing another medium for self expression and giving them a tool to spread their word. The organization will also have a place to organize and report planned events as a resource for those involved. They will be able to post pictures and videos on the website to show visitors what WordPlay is about. It also enables the kids to constantly receive feedback from their mentors and peers at all times which would help develop their literary skills more quickly.

1.5 Motivation

We feel that people need environments in which they feel that they succeed in something and are recognized by their peers and those they looked up to. We believe WPBR is one of these environments for many youth of our community. It provides them with a safe environment where together with their peers and with feedback and guidance from mentors, they can freely express themselves in constructive ways. Because of this we are motivated to help in accomplishing the goal of making this environment more accessible to those who are benefiting from it already, and give them a platform so that they may share their voice with the community.

Chapter 2

Functional Specification

In the below table we highlight some of the core functions of our website. Because we have built our website using WordPress, our site also has all the functionality included with WordPress. After the table we have included a diagram from the WordPress documentation which shows many more functions available to each user type.

function	description	input	output
<i>add user</i>	allows admin to create new user account	user type, name, password, email	user data structure (new user account)
<i>delete user</i>	allows admin to delete user account from WPBR website	name	account deleted
<i>add page</i>	allows admin to create a new page on the WPBR website	page name, location, parent page, content, template, permissions	formatted webpage
<i>delete page</i>	allows admin to delete a page from the WPBR website	page	page deleted
<i>add video</i>	takes a video URL and embeds it into the page	URL	HTML embed code
<i>create photo album</i>	organizes, adds and deletes photos	images	structured photo album
<i>add calender event</i>	keep events organized in a visual manner	event description, time, date, place, etc.	an organized visual display of the events
<i>new post</i>	allows normal users (WPBR kids) to add a new blog entry to the site	blog content, user credentials	new blog post on the blog section of the site

source: http://codex.wordpress.org/Roles_and_Capabilities

Capability	admin	editor	author	contributor	subscriber
install_themes					
update_themes					
switch_themes					
edit_themes					
install_plugins					
activate_plugins					
edit_plugins					
update_plugins					
delete_plugins					
create_users					
edit_users					
delete_users					
edit_files					
manage_options					
import					
unfiltered_upload					
edit_dashboard					
moderate_comments					
manage_categories					
manage_links					
unfiltered_html					
edit_published_posts					
edit_others_posts					
edit_pages					
edit_others_pages					
edit_published_pages					
publish_pages					
delete_pages					
delete_others_pages					
delete_private_posts					
edit_private_posts					
read_private_posts					
delete_private_pages					
edit_private_pages					
read_private_pages					
upload_files					
publish_posts					
delete_published_posts					
edit_posts					
delete_posts					
read					

Chapter 3

Auxiliary Software

* internet connection required to view/interact with/develop website

3.1 Development

1. Apache Web Server

2.2.11 (Ubuntu)

- **Description:** Software used to serve webpages to clients over the internet.
- **Use:** We used this to serve the website in development from Zack's apartment so that we could all work on it and so that Donney could see the website and provide feedback. We have since moved the website onto server space and a domain purchased by the WordPlay organization.

2. MySQL Database

Ver 14.12 Distrib 5.0.75, for debian-linux-gnu (i486)

- **Description:** Software used to securely and efficiently store and access data.
- **Use:** Configured a Database and user account for use by the wordpress software to store information about our website.

3. DynDNS account

- **Description:** Online service that provides many services, including DNS hosting.
- **Use:** We used this so that Zack's domain name could be accessed globally even though he has a residential dynamic IP address. This allowed the entire group to actively develop the website and allowed Donney to provide feedback at all times.

4. Dropbox

free version

- **Description:** Dropbox is software that syncs files and folders online and across computers.
- **Use:** To streamline content distribution from the client to us and the other group. By sharing the folder with the other WordPlay group, the client only needed to handle the content once instead of keeping up with two different sets.

5. Web Browser

supported: Mozilla Firefox, Google Chrome

not supported: photo plugin in Internet Explorer

untested: Apple Safari, Opera

- **Description:** Program used to view web pages.
- **Use:** To view, develop, and test our website and its functions.

6. WordPress

<http://wordpress.org>

- **Description:** Open Source personal publishing platform with a focus on aesthetics, web standards, and usability.
- **Use:** To view, develop, design and test all aspects of our website.

7. Google Picasa

- **Description:** Software from Google that helps you organize, edit, and share photos.
- **Use:** To organize WordPlay's photos into albums and make them viewable on the website.

8. Google Groups

- **Description:** Google service to upload documents for a specified group to view online and provides a group mailing list.
- **Use:** To post all documentation such as meeting agendas for the whole group to view online. We were also able to use a group mailing list for easy communication. For example, this kept everyone informed of what happened at meetings they could not attend.

9. YouTube

- **Description:** Free online service to upload and view videos.
- **Use:** Videos are uploaded to a YouTube account and then can easily be embedded in a webpage rather than storing the video data on their own server. This allows for simple organization and saves bandwidth.

3.2 Normal Use

1. Web Browser

supported: Mozilla Firefox, Google Chrome

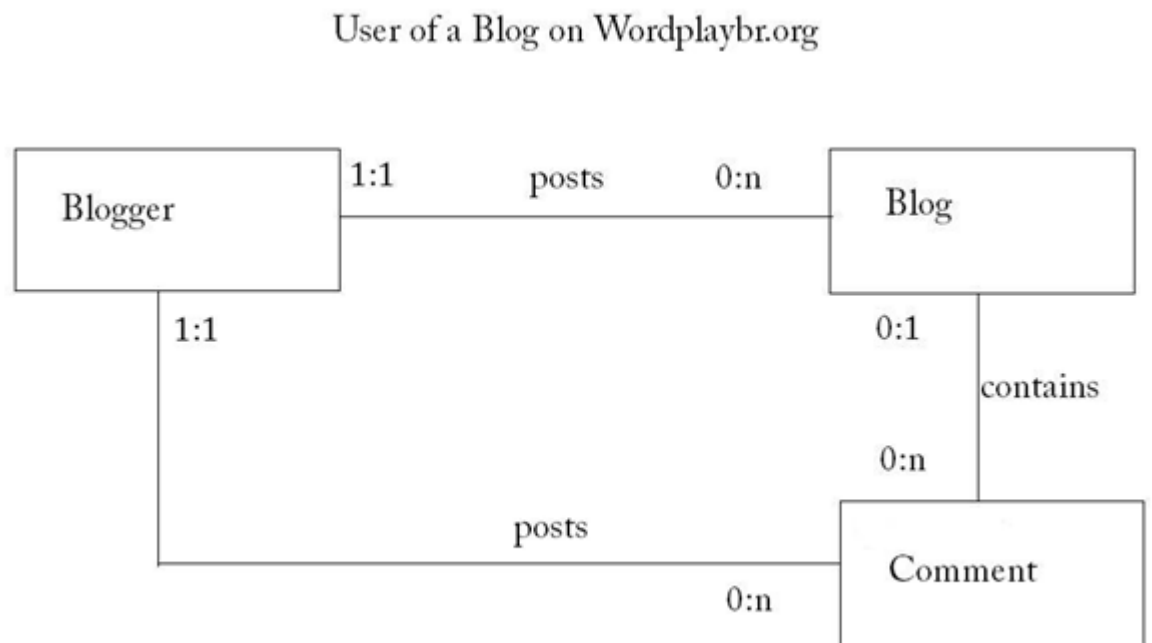
not supported: photo plugin on Internet Explorer

untested: Apple Safari, Opera

- **Description:** Program used to view web pages.
- **Use:** To view or interact (with appropriate permissions) with website.

Chapter 4

Entity-Relationship Diagram



Blogger: (UserID, Name, Address, Privileges, Email)

Blog: (BlogID, Title, Body, Tag, AuthorID)

Comment: (CommentID, Body, AuthorID, BlogID)

Chapter 5

Website Structure

Our client requested that at the top of each page on the website a navigation or menu type bar should remain constant. In addition to this it was requested that each tab on the menu have relevant submenus. Because of this almost every webpage is reachable from any other webpage.

A notable exception would be the log-in and log-out page, which is only reachable from the 'Blog' page because that is the only page which is affected by the log-in status of the user. Once the user is logged in, the user is automatically brought to the dashboard area. The dashboard area is where the user is able to edit the website to the appropriate degree given the user's permission. For normal users this would be as simple as adding and editing post and comments, but for an admin they could edit and create new pages from the dashboard.

Below is a diagram showing the hierarchical structure of our website, wordplaybr.org.

```
WordPlay Baton Rouge (Home)
|
|-- Forms and Applications

Events
|
|-- Calendar

About
|
|-- Contact
|-- Staff
|-- Partners and Affiliates

Multimedia
|
|-- Audio
|-- Video

Photos
|
|-- Freshhhh Heat
|-- Cypher Day
|-- ALL CITY
|-- Baton Rouge Brave New Voices Team
|-- Teacher In Service
```

```
| '-- WordCrew
  '-- In School Residency
```

Programming

```
|
| '-- WordCrew
| '-- Freshhhh Heat
| '-- ALL CITY
  '-- In-School residencies
```

Sponsorship

```
|
| '-- Donations
| '-- Donors
  '-- Volunteer
```

Blog

```
|
| '-- log in/out -- brings user to dashboard (edit site/post)
  '-- (all blog post)
```

Chapter 6

Testing

Our project required many different ways of testing in order to ensure it truly works. We tested the website on different web browsers so that users will be able to see the website on whichever browser they use. The web browsers we tested on were Google Chrome, Mozilla Firefox, and Internet Explorer. The WordPlay Baton Rouge website works on all of these web browsers except there are some issues with photos in Internet Explorer 8 in particular.

A lot of testing had to be done with switching the website to be live and online on the new server and domain name bought by the WordPlay organization. All pages and links had to be clicked on and made sure that they not only worked, but stayed on wordplaybr.org and did not link back to our development website.

Checking to make sure the pictures from Picasa and the videos from YouTube worked was also important. The calendar page needed to be tested in order to make sure we could add an event and that it added an event link to the website. The event link needed to be tested to make sure it opens a new page with more information about the event.

The most important part of the website is the blog. Therefore, there was a lot of attention and testing done around the blog. There are five different user types in WordPress: Administrator, Editor, Author, Contributor, and Subscriber. We had to create accounts with each of these different users and make sure each was able to only do what they were allowed. This involved logging on as the different users and posting on the blog.

We also had to ensure that the search for the website and categories for the blog worked properly. After all our testing we are confident in our website, its capabilities, and how it operates.

Chapter 7

Tutorials

WordPress is an extremely well documented software. Because of this Donney and his staff at WordPlay will be able to grow with their website and will have support from the large community of WordPress users if they ever have questions on how to do something with their website.

However, we thought it would be most useful to give the staff at WordPlay a few walk-throughs for the core functions that they will be needing to perform on their website. This will allow them to quickly bootstrap themselves and allow them to feel comfortable using their website.

Below are some sample tutorials:

7.1 Creating a new Page

1. Select **Pages** under the Dashboard
2. Select **Add New** under Pages
3. Type the title of page at the top of the screen (this will be what it shows up on the menu)
4. Add body of page in text box in the center of the page
5. Select **Parent** on the right of the screen (this will be what the page is listed under on the menu on top of the webpage)
6. Select **Template** on right of the screen (this determines if the blog sidebar shows up on the page. As a default use no sidebar, no page info)
7. Check the comments checkbox at the bottom of the screen to determine if users can comment on the page.
8. Press **Save Draft** at the top right of the screen if you are unsure if you want to put the page on the site right now. Press **Publish** at the top right of the screen if you are ready to put this page on the website.

7.2 Creating a new User

1. Select **Users** under the Dashboard
2. Select **Add New** under Users
3. Fill in user information

4. Select **Role** at bottom of screen (This determines the users level of involvement in the site)
5. Select **Add User** at the bottom of the screen

7.3 Adding a Slide show to a Page

1. Go to the page you would like to add a slide show to. (if it was already created, go to **Pages** and **Edit**)
2. Right above the text box in the center of the screen there is a line that says **Upload/Insert**. Press the Picasa Icon from this list.
3. Type in the Picasa account you would like to use and press go on the popup menu
4. Select insert on the album you would like to create a slideshow from.
5. Move the slide show in the text box to where you would like it to be
6. Press **Publish** on the top right of the screen to add the Slide Show to your page.

7.4 Adding a Video to a Page

1. Go to the page you would like to add a video to. (if it was already created, go to **Pages** and **Edit**)
2. Select the **YouTube** button right above the text box in the center of the screen.
3. Paste the URL (this is the address in the address line when you watch a video on youtube) into the popup box
4. Press **Okay**
5. Move the video in the text box to where you would like it to be
6. Press **Publish** on the top right of the screen to add the video to your page.

7.5 Creating an Event on the Calendar

1. Select **Event Calendar** on the Dashboard on the left of the screen
2. Select **Add Event** under Event Calendar
3. Fill in event information (make sure to fill end start and end date)
4. Press **Add Event**

Chapter 8

Meeting Agendas

8.1 September 11, 2009

Agenda

- Discuss what he would like our group to provide on their website and future meeting times.

Attendees

- Eric Totte, Bridget Kovacs, Donney Rose (WordPlay Program Manager)

Duration

- 4:30 pm - 5:40 pm

Major Outcomes

1. He would like us to research on what the best free software or service would be to create the website or if he would need to pay and upgrade what he is currently using.
2. He also let us know he wants the website to be very interactive and wants the children to decide exactly what should be on it.
3. Therefore, we will be having either weekly or two to three times a month meetings with the kids and himself to let us know what they would like to add or change with the website.

8.2 September 13, 2009

Agenda

- Bridget and Eric are to inform other group members of the results of the client meeting on Friday, (September 11)
- Discuss possible solutions that would meet the needs of WordPlay
- Establish regular weekly meeting time
- Establish some sort of group organization

Attendees

- Trey Miller, Eric Totte, Bridget Kovacs, Zachary Dever

Duration

- 2:30 p.m. - 4:30 p.m.

Major Outcomes

1. Google group website, mailing list and calendar has been established for group organization.
 - (a) This allows us to keep track of all email conversations between group members
 - (b) Also allows for a centralized place to keep all group documents, and allows multiple people to edit the same document.
 - (c) Beneficial because all documents and email conversations can be reviewed/generated/edited on a centralized website which the whole group can access
2. We will as of now be meeting client every Friday at 4:00 p.m., but will change this as two group members are not available at this time and we will it is beneficial for all members to meet with the client on a regular interval.
3. Currently WordPlay is using a limited free version of moonfruit (an online WYSIWYG website editor). This limits him to using basic static html/css text on his website. He wants to be able to have multimedia content (pictures/audio/video) as well as allowing the kids to add their own content to the website.
4. WordPlay does not have lots of money to spend on upgrading to the full version of moonfruit.

8.3 September 14, 2009

Agenda

- Create functional specification
- Format project description
- Discuss possible designs for the website

Attendees

- Trey Miller, Zachary Dever

Duration

- 2:00 p.m. - 4:00 p.m.

Major Outcomes

1. We put the project description into LaTeX and formatted it to be consistent with the other documents.
2. We wrote a simple function description document for what we saw as possible functions needed on the website.
 - (a) We listed only limited functions because the clients opinion will be needed before we take the design a step further. We will discuss this with the client in the weekly meeting on Friday afternoon.
3. We discussed possible designs for the website
 - (a) We want a homepage for general communication of WordPlay business
 - (b) A section of the site will be devoted to user content and will support commenting and peer review.
 - (c) There will be a media section for WordPlay to publish pictures and videos of events

8.4 September 18, 2009

Agenda

- Fomalized past meeting agendas from notes gathered
- Contact client to verify meeting time

Attendees

- Trey Miller, Zachary Dever

Duration

- 11:30 a.m. - 1:00 p.m.

Major Outcomes

1. Typed and typeset in LaTeX the agendas for the 9/13 and 9/14 meetings from the notes gathered at the meeting
2. Trey called the client to confirm the meeting this afternoon at 4:30pm. Donney said the meeting wasnt planned until next Friday (9/25) instead of this afternoon (9/18). We rescheduled the meeting to Wednesday at 11am so Zack and Trey can attend the meeting. We agreed to meet weekly at this time for the rest of the semester.

8.5 September 20, 2009

Agenda

- Briefly go over group communication and responsibilities
- Draw up potential designs for the website
- Look into potential hosting/maintenance options for the site (Drupal, etc.)
- Discuss our client meeting agenda

Attendees

- Trey Miller, Eric Totte, Bridget Kovacs, Zachary Dever, Thomas Gary

Duration

- 4:20 p.m. - 5:50 p.m.

Major Outcomes

1. Went over group communication for the group and emailing to the group
2. Some design options:
 - (a) Homepage
 - (b) About WordPlay
 - (c) Sponsorship page for donations
 - (d) Upcoming Events
 - (e) Past Events
 - (f) Forum
 - (g) Merchandise Section (just listing products and prices)
 - (h) Contact page
3. Another design
 - (a) Using individual sections for the events themselves if they are consistent
4. For the site:
 - (a) Need a domain name
 - (b) Hosting plan
5. Options for hosting:
 - (a) Godaddy.com - \$6
 - i. 150 GBSpace — 1,500 GB Transfer
 - ii. 500 Email Accounts
 - iii. 25 MySQL Databases
 - iv. Compatible with wordpress
6. Options for forums:
 - (a) phpBB open source

8.6 September 23, 2009

Agenda

- Present website recommendation
- Present mock up designs
 - A sample WordPress website
 - Pick and choose the most favorable design features
- Talk about naming scheme of the website
 - Events vs. PoetrySlam etc.
- Discuss requirements of the website
- What domain name should we use?
- What should we talk to the kids about on Thursday? A brainstorming session?
- A tentative project timeline
- Set a consistent, weekly meeting time
- Discuss other group options

Attendees

- Trey Miller, Zachary Dever, Thomas Gary, Donney Rose

Duration

- 11:00 a.m. - 11:45 a.m.

Major Outcomes

1. Donney liked the site, thought it was a great start
 - (a) The site should be built for the promotion of WordPlay as an organization and to inform people about WordPlay
 - (b) It will be used for archiving, getting applications for the organization, provide an online community, and to sell merchandise
 - (c) He wants a photo album plugin, possibly a music plugin as well
 - (d) He wants to approve all comments on the blog section
 - (e) User hierarchy:
 - i. Donney Primary Manager
 - ii. 2 staff members under Donney
 - (f) Sections of the site:
 - i. Events
 - A. Calendar
 - ii. Photos separate from other media (videos, music, etc.)
 - iii. About - could be the homepage, but probably a separate page
 - A. Mission/Vision
 - B. Contact Us
 - iv. Videos and music

v. Sponsorship

- (g) Options for second group:
 - i. 1 group does technical stuff, other group is hands on with the Word-Play kids
 - ii. Donney doesnt want to manage two different groups
 - iii. Maybe get the other group to use our tools to make a different site and have Donney pick between the two at the end
- (h) We will use an XP approach, releasing a bare bones version of the site and slowly upgrading it with the extras over time
- (i) For next meeting we need to set up a dropbox for Donney to share files with us
- (j) Eventually need to set up a PayPal account for merchandise and donations
- (k) Donney wants to buy the domain name in mid October
 - i. Wants it to be wordplaybr.org
- (l) From now on all meetings with Donney will be on Wednesday at 10:30am
- (m) Meet at WordCrew on Thursday to speak to the kids
 - i. 4390 Fairfields Ave.
 - ii. 6pm-6:40pm or so

8.7 September 27, 2009

Agenda

- Possible design options for the site based on what Donney told us on Wednesday
- Discussion about second Wordplay group options (Trey was contacted by them)
- Complete the documents Dr. Kundu wanted for Monday which he specified in his email
- Formulation of a requirements draft for our project
- Update project statement and other documents with new information (if any)
- Do we have any 4330 HW?

Attendees

- Trey Miller, Eric Totte, Bridget Kovacs

Duration

- 4:50 p.m. - 6:05 p.m.

Major Outcomes

1. About 2nd group:
 - (a) No one is really keen on combining into one large group
 - (b) Too hard to coordinate 10 people working on such a small project
 - (c) Only having 1 project for 10 people
 - (d) And what happens with the work we already did?
 - (e) Will have to talk to Kundu
2. Got other group members up to speed with the clients wishes
3. Made sample design pages to turn in next class
4. Created a functional specification document

8.8 October 4, 2009

Agenda

- Talk about presentation for Monday's class
- Update documents, naming scheme as well
- Update website with content sent from client

Attendees

- Trey Miller, Thomas Gary, Zack Dever

Duration

- 4:35 p.m. - 5:50 p.m.

Major Outcomes

1. Group Presentation for Monday:
 - (a) Trey will do "What the project is about"
 - (b) Thomas will do "What our project will do"
 - (c) Zack will show off what we have
2. File names changed to match Kundu's specification
3. Updated the project description document
4. Added logo of WordPlay and parent nonprofit organization BigBuddy to website
5. Started looking at calendar plugins
6. Added bio page
7. Thomas will fill in bio pages with content (text/img) before class tomorrow

8.9 October 7, 2009

Agenda

- Set up Dropbox and give instructions for use
- Calendar - should events bring up a separate page?
- Audio/Video - organization ideas
- Photo Album and any additional plug ins
- Page layout
- Color scheme
- Will users upload non-text media to the blog?
- Prioritize features
- Solidify domain and hosting details

Attendees

- Trey Miller, Thomas Gary, Zack Dever, Bridget Kovacs, Eric Totte, Donney Rose

Duration

- 11:00 a.m. - 12:00 p.m.

Major Outcomes

1. Set up Dropbox on Donney's computer and showed him how to use it to share files with both groups
2. Donney would like the calendar to bring up a separate page when clicked on, but just basic information on hover
3. Donney would like the 'Photo' section to be by itself on the main menu. 'Audio' and 'Video' section will be separate under a 'Multimedia' section.
4. General page layout: menu bar at top, each with dropdown submenus, same on all pages. Donney likes tags on top of pages.
5. Color scheme should be very dark background elements with light text. e.g. black, white, silver, and gray, sharp colors
6. Users will be allowed to upload non-text media (photo/audio/video). Donney thinks the kids will be able to better express themselves with multimedia. Because all post must be approved, objectionable content will not be a problem.
7. YouTube account for videos - let his username be called WordPlayBR
8. He will need to pay for domain and hosting with a check, so we need to get an exact amount for him.
9. Will have domain and hosting by October 29, 2009 so that we have time to move the website from our server to his server.
10. high priority:

- (a) Contact page - dropdown from 'About'
 - (b) Partner Link page - dropdown from 'About'
 - (c) Forms and Applications Download page - dropdown from 'Home'
11. low priority:
- (a) Online store and merchandising
 - (b) Paypal account for donations

8.10 October 11, 2009

Agenda

- Setting up group dropbox
- Look for photo album plugin and add photos
- Good calendar plugin that links to Google calendar
- Last client meeting agenda
- Discuss presentation
- Set up youtube account
- Get total pricing plan including payment options

Attendees

- Trey Miller, Eric Totte, Bridget Kovacs, Zack Dever

Duration

- 4:50 p.m. - 6:00 p.m.

Major Outcomes

1. Found and installed calendar plugin called Events Calendar
2. Found and installed photo gallery plugin
3. Shared group dropbox folder to keep everything organized
4. Bridget will type up the 10-7 client meeting notes
5. Check to make sure the users on the blog can upload photos and music
6. Trey will compile a list of payment options and prices
7. Will look into using the go daddy hosting account instead of using a youtube account, just to keep thing easier for Donney

8.11 October 21, 2009

Agenda

- Present payment details to Donney
- Review newest plugin additions
- Discuss photo album

Attendees

- Trey Miller, Zack Dever, John Albrecht, Donney Rose

Duration

- 11:00 a.m. - 11:30 a.m.

Major Outcomes

1. We need to make sure the site can upload Quicktime videos (iPhone recorded format)
2. List of Wordplay programs (info):
 - (a) All city teen poetry slam fest
 - (b) In school writing residences
 - (c) Freshh Heat
 - (d) Wordcrew
3. He will consolidate photos into the best ones available per program
 - (a) Instead of having a ton of different photo albums
4. We will talk with him about where things go on the site
5. Thursdays and Mondays will most likely be the content delivery days
6. Next Wednesday's meeting we will set up the domain

8.12 November 8, 2009

Agenda

- Discuss media content ideas

Attendees

- Trey Miller, Eric Totte, Bridget Kovacs

Duration

- 8:30 p.m. - 9:15 p.m.

Major Outcomes

1. Photos
 - (a) Can create 2 albums for each event
 - i. Most recent event
 - ii. Past events
 - (b) A separate page for each event
2. Videos
 - (a) Cannot use wordpress because wordpress has a 2MB uploading limit
 - (b) Will need to use youtube
 - (c) Need to communicate this to Donney

8.13 November 19, 2009

Agenda

- Port the wordpress website to the new server
- Look for new theme

Attendees

- Trey Miller, Zack Dever

Duration

- 10:30 p.m. - 12:15 a.m.

Major Outcomes

1. Got the website ported to the permanent server at wordplaybr.org
2. Found a new "Piano Black" theme which matches the darker color scheme that Donney requested
3. Sent an email to Donney to see which theme he likes best

8.14 November 20, 2009

Agenda

- Discuss which theme he wants to use
- Talk about photos (picasa)

Attendees

- Trey Miller, John Albrecht, Donney Rose

Duration

- 11:15 a.m. - 11:35 a.m.

Major Outcomes

1. Donney wants to use the dark theme
2. We should make one photo page for each event
 - (a) Look into a picasa plugin since John uploaded all the images to picasa
3. Take off vision and mission pages under the about section
4. Add wordcrew application to forms page
5. Make guides for the functions they will be using
6. Under partners and affiliates
 - (a) Add wordplayno.org, youthspeaks.org
 - (b) Remove nyswc.net
7. Make a new tab for wordplay in the press. Maybe Press Coverage?

8.15 November 29, 2009

Agenda

- check website for anything that is broken
- update input/output function document
- document structure of webpage
- document auxiliary software used in project
 - software needed to use final product (both end user and admin)
 - software used in development
- finish formatting of meeting documentation
- tutorials for wordplay
- print out slides

Attendees

- Thomas Gary, Zack Dever, Eric Totte, Bridget Kovacs

Duration

- 8:30 p.m. - 9:30 p.m.

Major Outcomes

1. we have fixed all broken links and plugins caused by moving servers
2. 'log in' and 'log out' links are present on blog page
3. tags still do not work after moving servers, need to look into this further
4. Thomas and Zack will update input/output function document
5. Bridget will document testing done
6. Zack will document structure of website
7. Trey will complete volunteer paperwork needed by WordPlay organization
8. Eric will document all softwares used other than softwares used for original hosting (done by Zack)
9. Zack will finish formatting of meeting documentation
10. Thomas will create tutorials for WordPlay to be turned in to CSC-4330 (more will be done later for Donney to use). These will include:
 - (a) create a page
 - (b) add a new user
 - (c) how to make a post
11. Bridget will print out final presentation slides to turn in.

Chapter 9

Final Presentation Slides



By: Bridget Kovacs, Eric Totte, Zachary Dever, Trey Miller, and Thomas Gary



Project Goals

- Our goal is to get students in touch with the Wordplay organization and give them a place to present their work to their peers and receive feedback.
- Also to keep people informed of WordPlay events.



Our Motivation

- We as a group feel kids need a medium for self expression to perform better in school and social interactions.



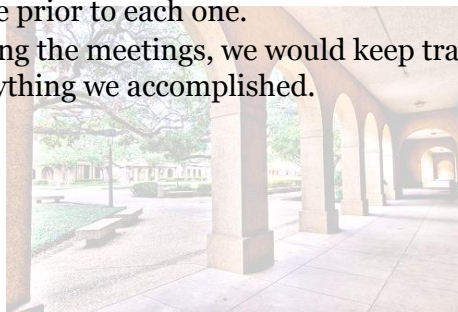
Client Meetings



- We had weekly meetings with Donney at WordPlay
- At our meetings we would show up with an agenda of what we wanted to discuss and accomplish.
- We would also brainstorm new ideas with him and ask about specifics for the website.

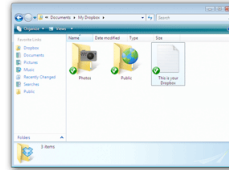
Our Group Meetings

- We held weekly group meetings with an agenda made prior to each one.
- During the meetings, we would keep track of everything we accomplished.



DropBox

- We decided upon using DropBox between the client and all the group members.
- This allowed a very easy way for the client to send us information, pictures, and videos for us to add to the website.



WordPress

- We chose to use WordPress for our project for some important reasons.
 - simple enough for us to teach the WordPlay students how to use it.
 - WordPress is widely used and therefore, has a lot of support and online documentation.



Our Design

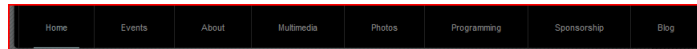
- The most important requirements the WordPlay site needs to accomplish are:
 - To inform the community about what WordPlay is and what they do
 - Provide a place where the WordPlay students can communicate, share thoughts, and share poems.
 - A place to showcase past events
 - A place to announce upcoming events



Informing the Community

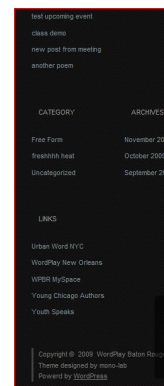
- We created pages, such as
 - Home
 - About
 - Staff

These pages as well as others help in explaining WordPlay: their goals, their people, and what they do.

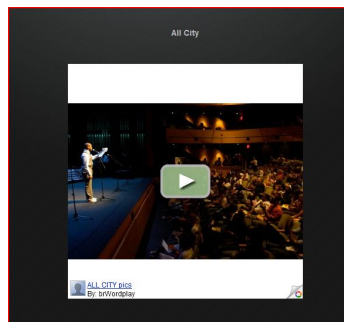


A Place for the WordPlay Students

- We created a blog to fulfill the needs of the students
- The blog contains a search feature and has many ways the user can categorize their posts
- The blog allows the students to:
 - Post their poems through their own account
 - The students can comment on others poems
 - All comments are set to be approved by Donney in order to maintain a positive atmosphere



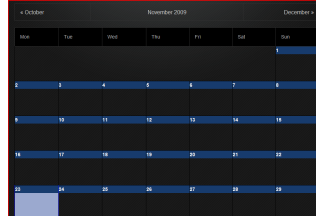
Showcasing Past Events



- We created video and audio pages to allow them to show their past events
- We also created a separate page for each of their events with pictures displayed on each
 - We used YouTube for the videos because of its ease of use and to minimize use of server room
 - We used Picasa to create slideshows with the pictures from events

Announcing Upcoming Events

- We used a calendar plugin for WordPlay to display their events
 - The calendar allows you to create a link leading to another page for more information



Come Visit

<http://www.wordplaybr.org>

